






Novedad

Citradek®

Control Natural de la Litiasis



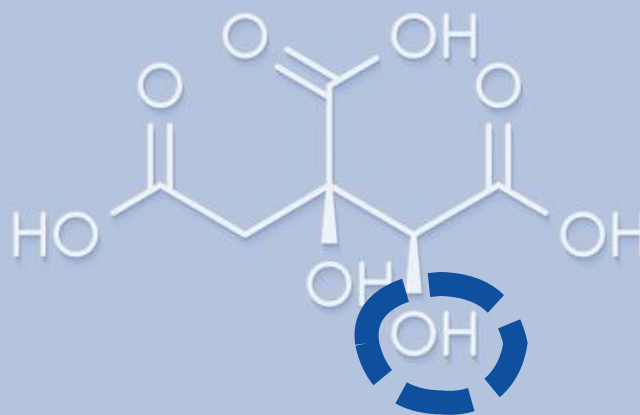
-  **Ácido Hidroxicítrico**
-  **Citrato de Potasio**
-  **Citrato de Magnesio**
-  **Bicarbonato de Sodio**



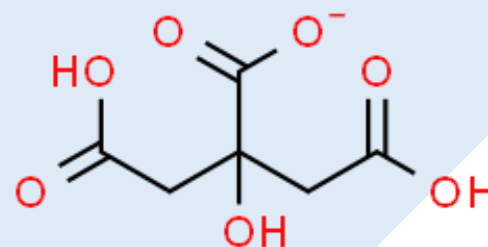
Ácido Hidroxicítrico

(Activo principal del
Extracto seco de
Garcinia Cambogia)

“El grupo alcohol hidroxilo adicional (-OH) en el Ácido Hidroxicítrico altera sustancialmente la especificidad, por lo que mejora la eficacia de este inhibidor y ejerce contribuciones significativas a la disolución del mineral incluso en solución sobresaturada”.



Análogo Químico del Citrato



Citrato de K

THE JOURNAL OF
PHYSICAL CHEMISTRY B

Cite This: *J. Phys. Chem. B* XXXX, XXX, XXX–XXX

Article

pubs.acs.org/JPCB

Mechanisms of Modulation of Calcium Phosphate Pathological Mineralization by Mobile and Immobile Small-Molecule Inhibitors

Meng Li,[†] Jing Zhang,[†] Lijun Wang,^{*,†} Baoshan Wang,^{*,†} and Christine V. Putnis^{§,||}

Control Natural de Cálculos de Oxalato y Fosfato de Calcio



Aporte 30 mEq por Sobre
Alcalinización de Orina



Excelente Tolerancia
Menor aporte K por dosis

Fórmula

Cada Sobre contiene

Extracto seco de Garcinia Cambogia (Ácido Hidroxicítrico)	1,450 g
Citrato de Potasio	500 mg
Citrato de Magnesio	200 mg
Bicarbonato de Sodio	909 mg

Dosis

- Prevención: 1 sobre al día.
- Pacientes con cálculos de oxalato y/o fosfato cálcico : 2 sobres al día (1 mañana + 1 noche).



Chung J et al. Molecular modifiers reveal a mechanism of pathological crystal growth inhibition. *Nature* 2016; 536: 446-450.
Qiuxia Fan et al. Garcinia cambogia extract removes calcium oxalate kidney stones in both genetic and non-genetic *Drosophila* models of nephrolithiasis. *BioRxiv preprint* 2018; <https://doi.org/10.1101/477570> doi
Wen-Chi Chen et al. Inhibitory Effect of Hydroxycitrate on Calcium Oxalate Crystal Formation in a *Drosophila* Model. *Journal of Food and Nutrition Research*, 2018, Vol. 6, No. 11, 706-709.
Meng Li et al. Mechanisms of Modulation of Calcium Phosphate Pathological Mineralization by Mobile and Immobile Small-Molecule Inhibitors. *J. Phys. Chem. B* 2018, DOI: 10.1021/acs.jpcc.7b10956
Shanfu Han et al. Hydroxycitric Acid Tripotassium Inhibits Calcium Oxalate Crystal Formation in the *Drosophila Melanogaster* Model of Hyperoxaluria. *Med Sci Monit*, 2019; 25: 3662-3667
Yu-Chao Hsu et al. Effects of Various Inhibitors on the Nucleation of Calcium Oxalate in Synthetic Urine. *Crystals* 2020, 10, 333.
Q.-X. FAN et al. Clinical-grade Garcinia cambogia extract dissolves calcium oxalate crystals in *Drosophila* kidney stone models. *European Review for Medical and Pharmacological Sciences* 2020; 24: 6434-6445.

CitradeK®

